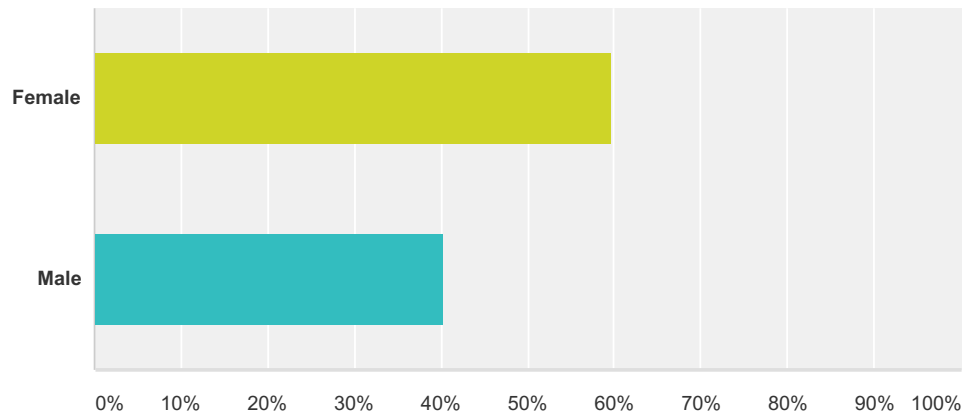


Q1 What is your gender?

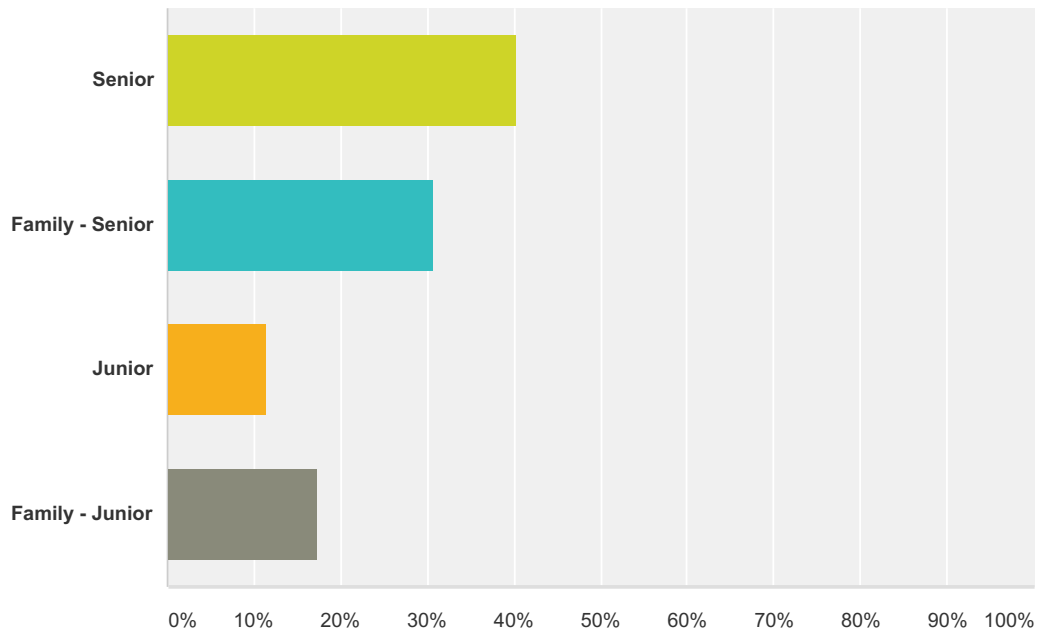
Answered: 52 Skipped: 0



Answer Choices	Responses
Female	59.62% 31
Male	40.38% 21
Total	52

Q2 What is your membership type?

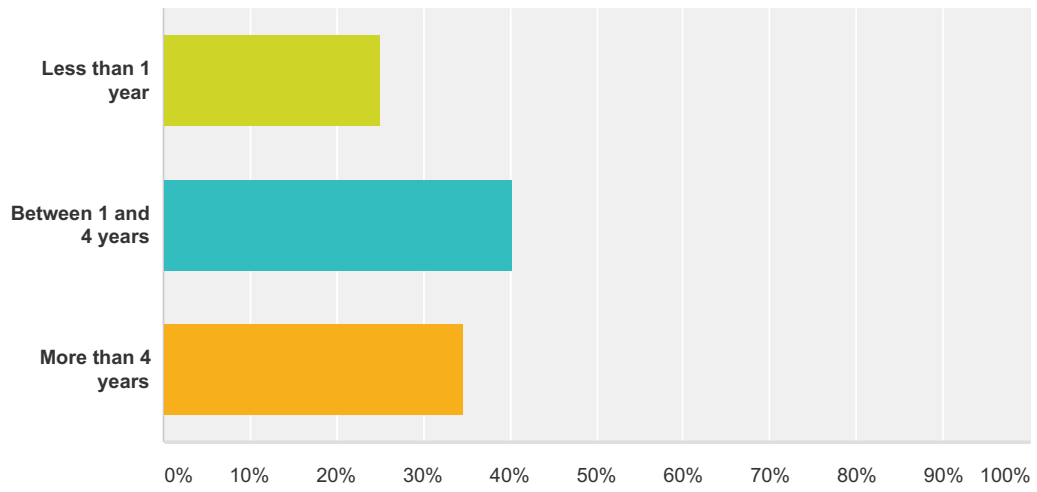
Answered: 52 Skipped: 0



Answer Choices	Responses
Senior	40.38% 21
Family - Senior	30.77% 16
Junior	11.54% 6
Family - Junior	17.31% 9
Total	52

Q3 How long have you been a member?

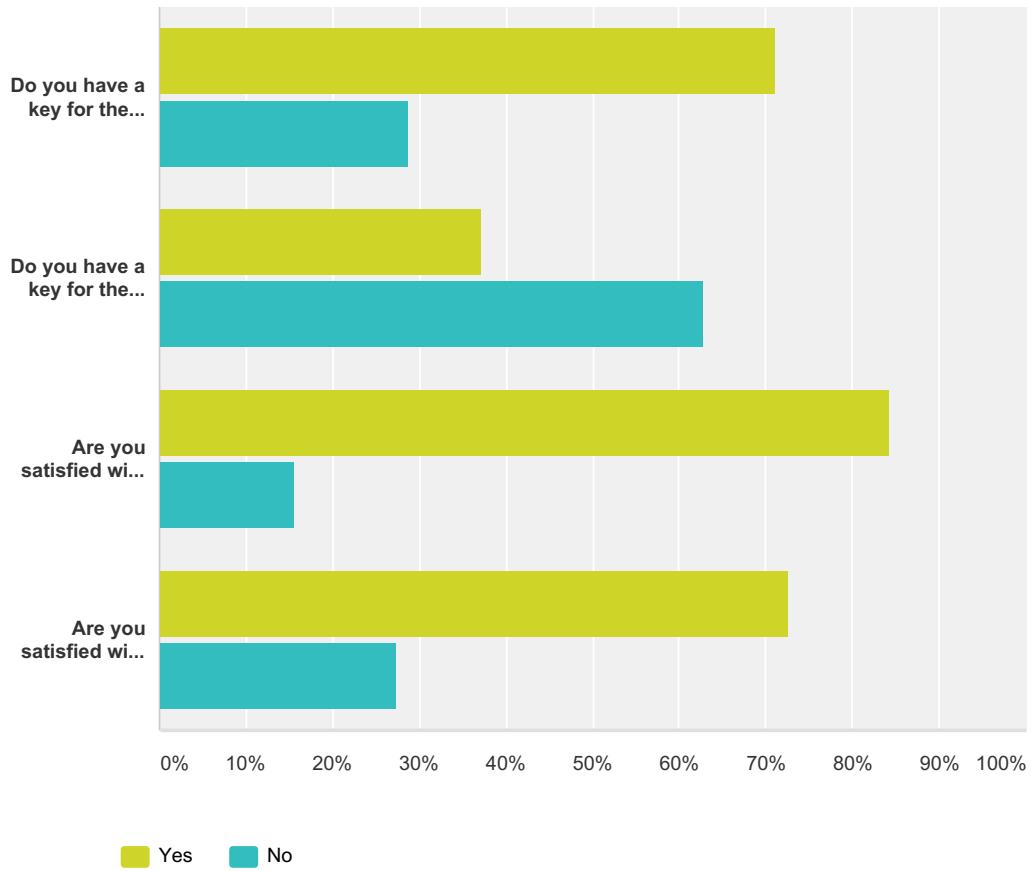
Answered: 52 Skipped: 0



Answer Choices	Responses
Less than 1 year	25.00% 13
Between 1 and 4 years	40.38% 21
More than 4 years	34.62% 18
Total Respondents: 52	

Q4 We would like to get your opinion on access to the tennis courts and the club house.

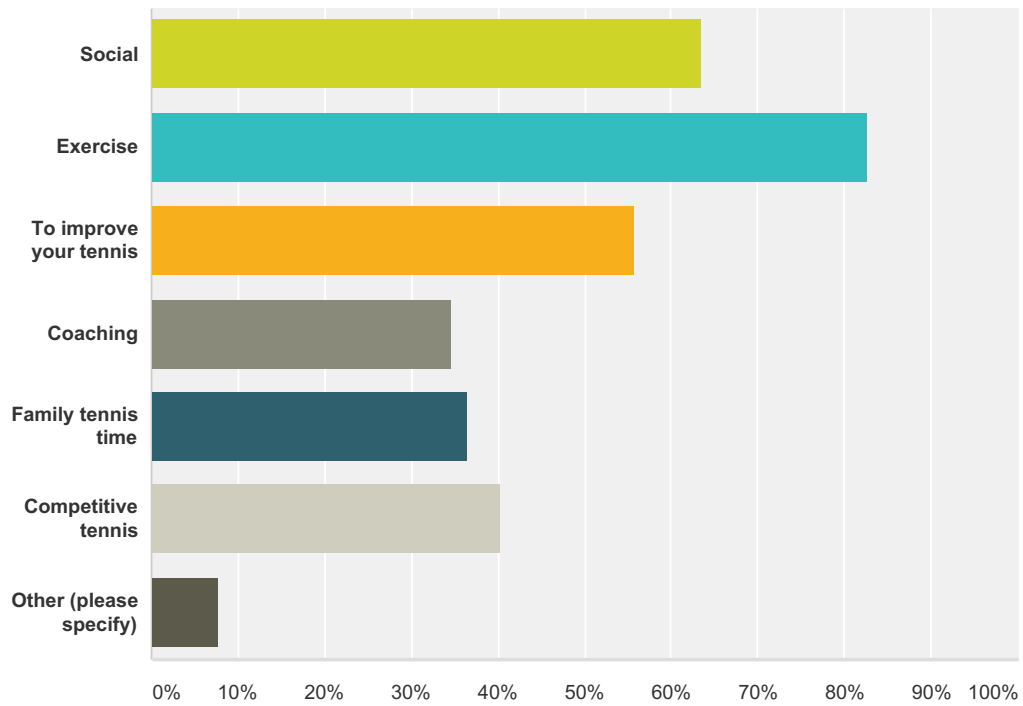
Answered: 52 Skipped: 0



	Yes	No	Total
Do you have a key for the tennis courts?	71.15% 37	28.85% 15	52
Do you have a key for the club house?	37.25% 19	62.75% 32	51
Are you satisfied with your current ability to access the tennis courts?	84.31% 43	15.69% 8	51
Are you satisfied with your current ability to access the club house?	72.55% 37	27.45% 14	51

Q5 What are your main reasons for being a club member? (Tick all that apply)

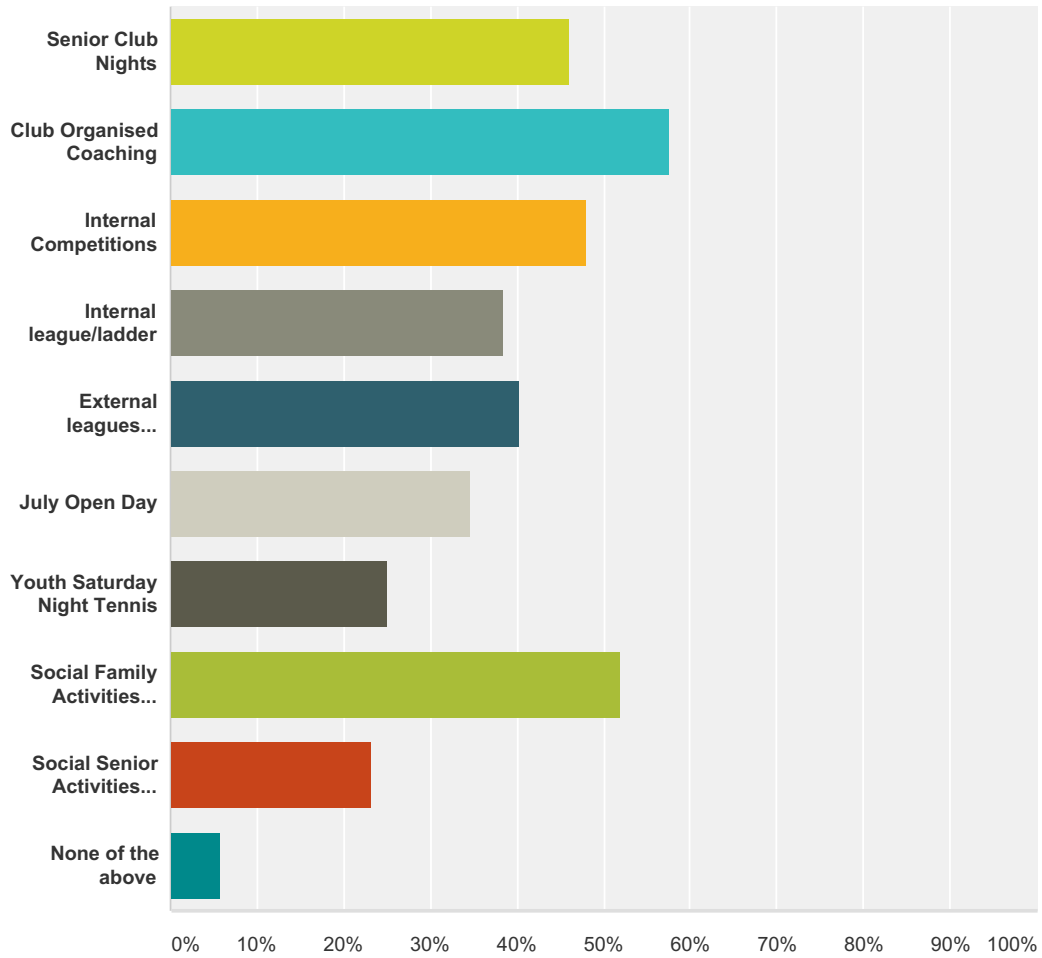
Answered: 52 Skipped: 0



Answer Choices	Responses
Social	63.46% 33
Exercise	82.69% 43
To improve your tennis	55.77% 29
Coaching	34.62% 18
Family tennis time	36.54% 19
Competitive tennis	40.38% 21
Other (please specify)	7.69% 4
Total Respondents: 52	

Q6 Which of the following activities have you participated in. (Tick all that apply)

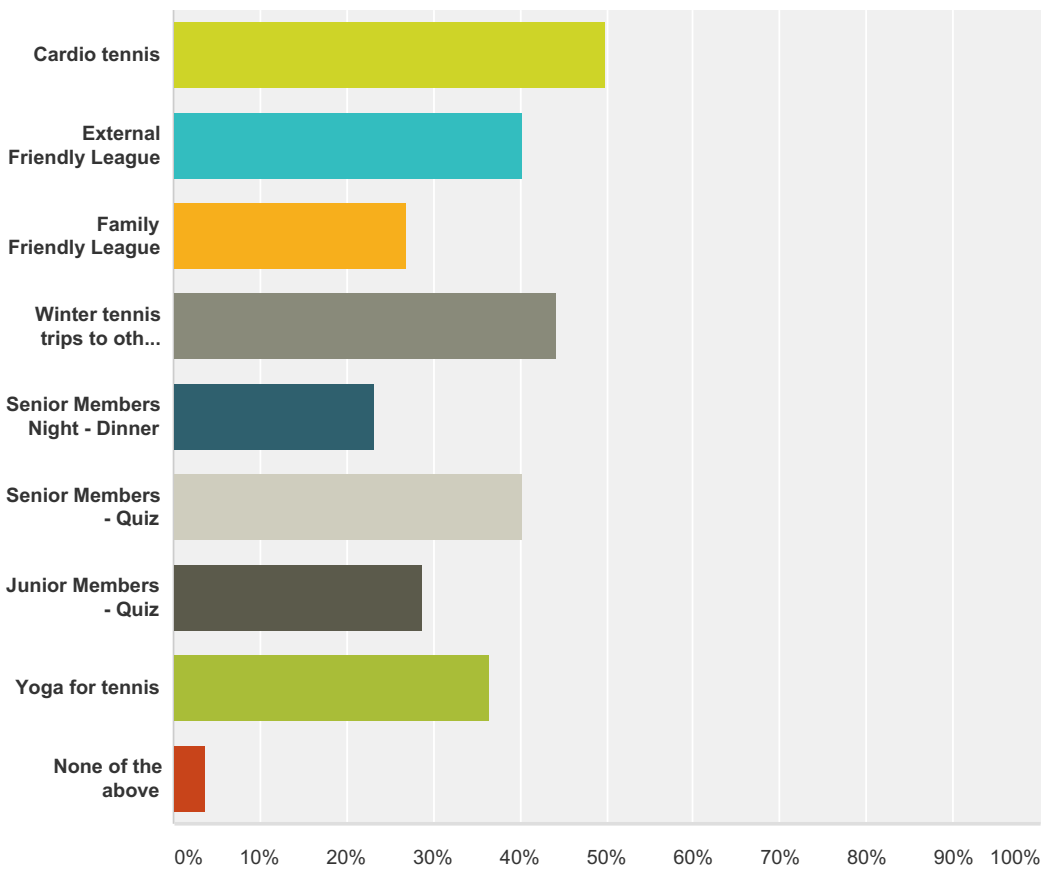
Answered: 52 Skipped: 0



Answer Choices	Responses	Count
Senior Club Nights	46.15%	24
Club Organised Coaching	57.69%	30
Internal Competitions	48.08%	25
Internal league/ladder	38.46%	20
External leagues representing the club	40.38%	21
July Open Day	34.62%	18
Youth Saturday Night Tennis	25.00%	13
Social Family Activities (e.g. Summer BBQ)	51.92%	27
Social Senior Activities (e.g. Winter turkey league)	23.08%	12
None of the above	5.77%	3
Total Respondents: 52		

Q7 Which of the following activities would you participate in if available from the Club? (Tick all that apply)

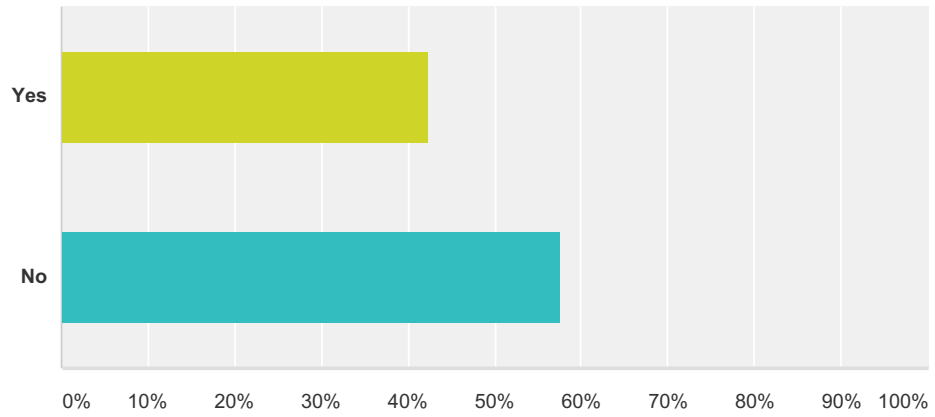
Answered: 52 Skipped: 0



Answer Choices	Responses
Cardio tennis	50.00% 26
External Friendly League	40.38% 21
Family Friendly League	26.92% 14
Winter tennis trips to other clubs with covered courts	44.23% 23
Senior Members Night - Dinner	23.08% 12
Senior Members - Quiz	40.38% 21
Junior Members - Quiz	28.85% 15
Yoga for tennis	36.54% 19
None of the above	3.85% 2
Total Respondents: 52	

Q8 Would you be willing to represent the Club in Senior leagues?

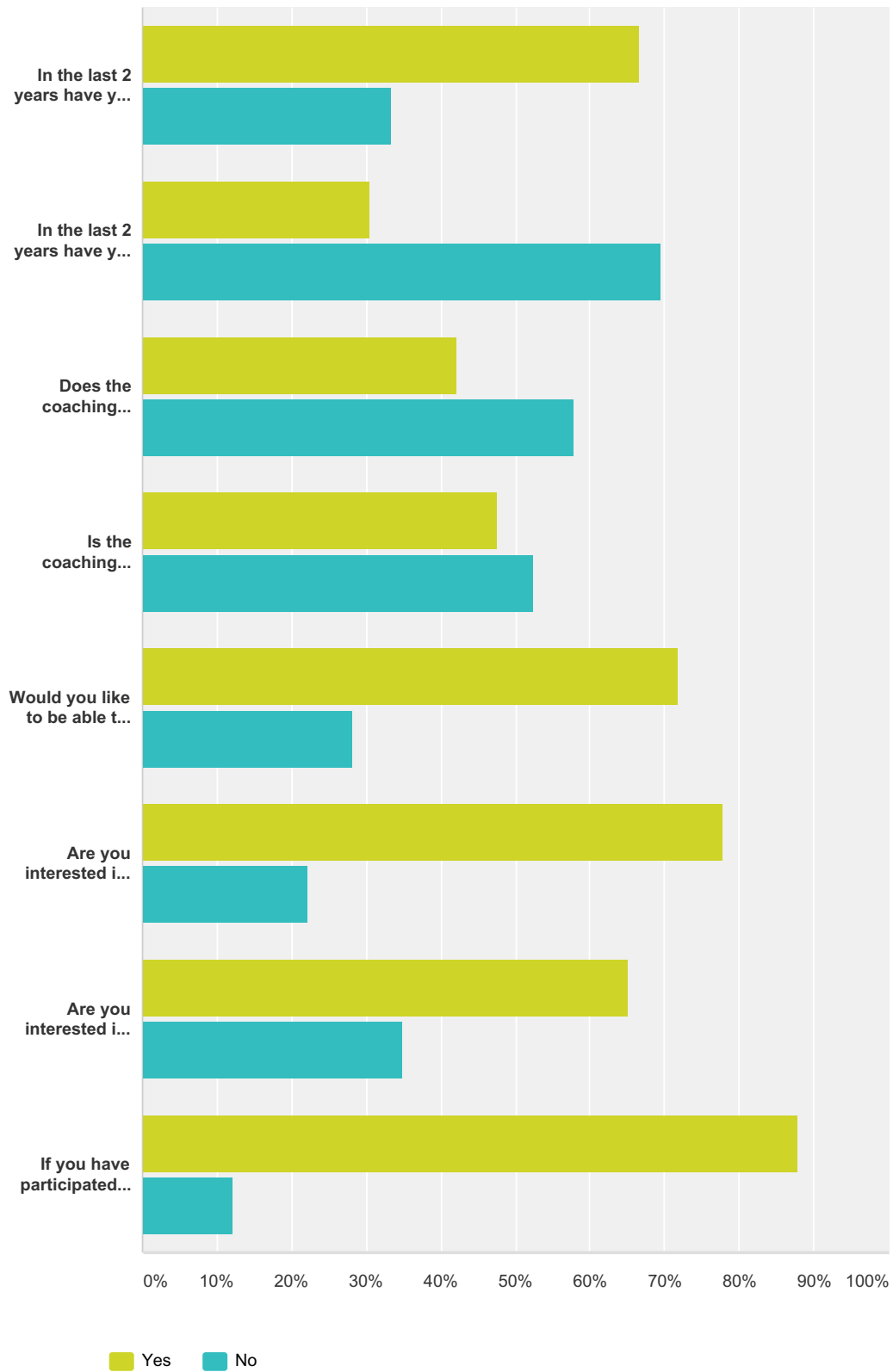
Answered: 52 Skipped: 0



Answer Choices	Responses
Yes	42.31% 22
No	57.69% 30
Total	52

Q9 We would like to get your opinion on club coaching.

Answered: 50 Skipped: 2

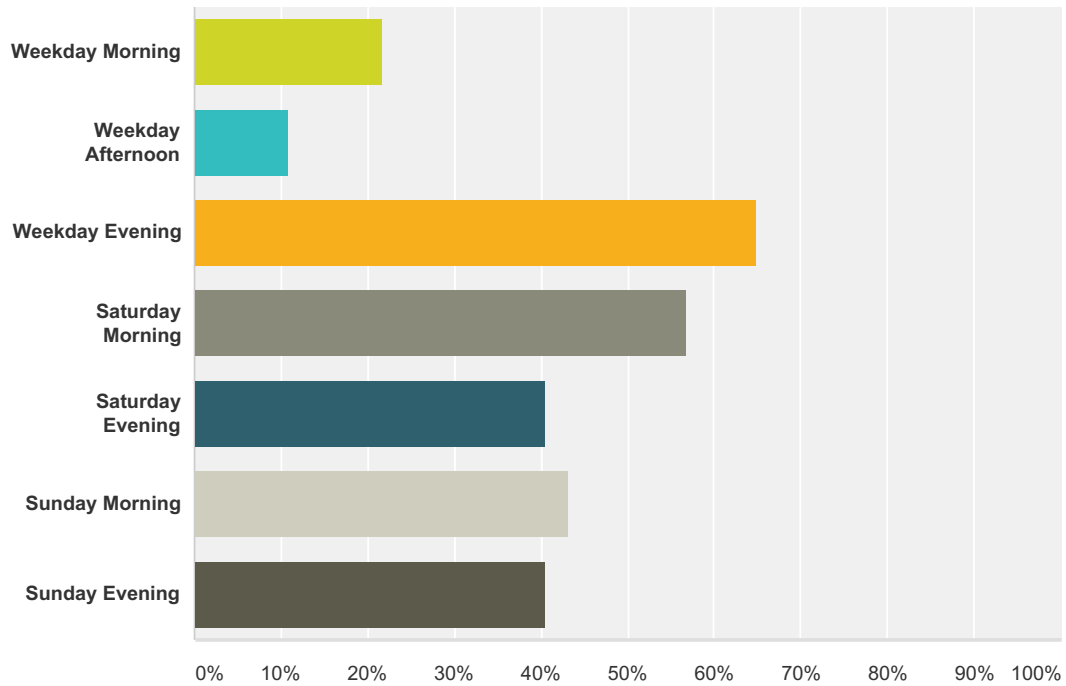


	Yes	No	Total
In the last 2 years have you participated in club organised coaching?	66.67% 32	33.33% 16	48

In the last 2 years have you participated in coaching that was not organised through the club?	30.43% 14	69.57% 32	46
Does the coaching organised through the club meet your needs?	42.22% 19	57.78% 26	45
Is the coaching organised through the club at a satisfactory skill level?	47.50% 19	52.50% 21	40
Would you like to be able to access cardio-tennis lessons or similar keep-fit tennis coaching through the club?	71.74% 33	28.26% 13	46
Are you interested in participating in group coaching available through the club?	77.78% 35	22.22% 10	45
Are you interested in participating in one to one coaching available through the club?	65.12% 28	34.88% 15	43
If you have participated in club coaching have you been happy with the amount you paid for the lesson?	87.88% 29	12.12% 4	33

Q10 If you are interested in Club coaching please indicate which time best suits you (Tick all that apply)

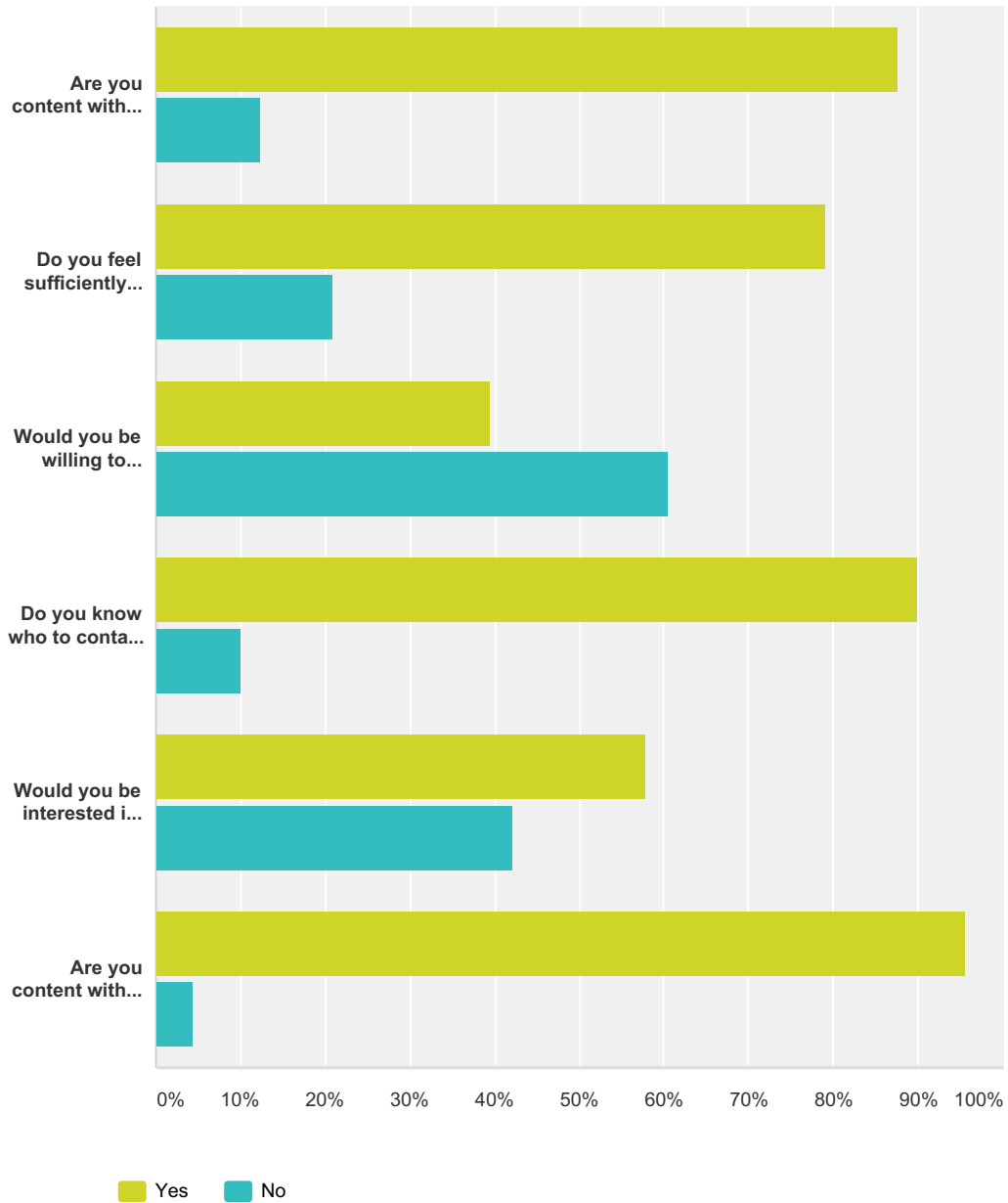
Answered: 37 Skipped: 15



Answer Choices	Responses
Weekday Morning	21.62% 8
Weekday Afternoon	10.81% 4
Weekday Evening	64.86% 24
Saturday Morning	56.76% 21
Saturday Evening	40.54% 15
Sunday Morning	43.24% 16
Sunday Evening	40.54% 15
Total Respondents: 37	

Q11 We would like to get your opinion on general club management.

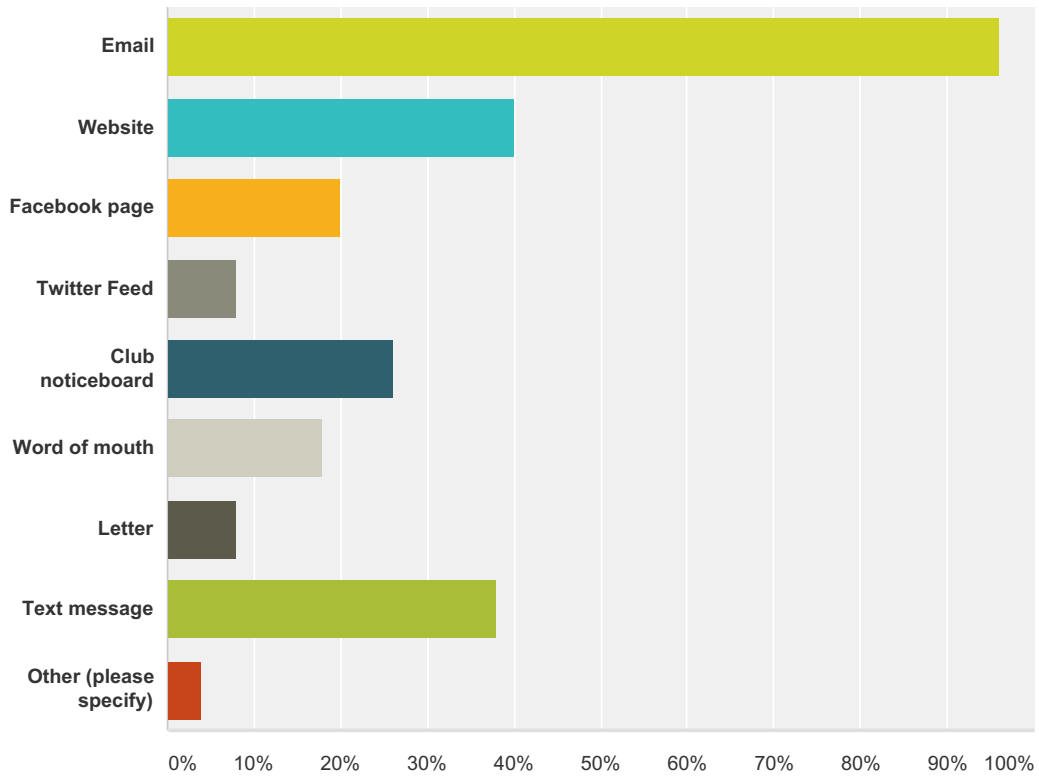
Answered: 50 Skipped: 2



	Yes	No	Total
Are you content with the amount of communication / information you receive from the Club?	87.76% 43	12.24% 6	49
Do you feel sufficiently involved in Club activity?	79.17% 38	20.83% 10	48
Would you be willing to become more involved in the running of the Club?	39.53% 17	60.47% 26	43
Do you know who to contact if you need information about the Club?	90.00% 45	10.00% 5	50
Would you be interested in purchasing Club clothing?	57.78% 26	42.22% 19	45
Are you content with Club Membership fees?	95.56% 43	4.44% 2	45

Q12 What is your preferred means for receiving information about the Club? (Tick all that apply)

Answered: 50 Skipped: 2



Answer Choices	Responses
Email	96.00% 48
Website	40.00% 20
Facebook page	20.00% 10
Twitter Feed	8.00% 4
Club noticeboard	26.00% 13
Word of mouth	18.00% 9
Letter	8.00% 4
Text message	38.00% 19
Other (please specify)	4.00% 2
Total Respondents: 50	

Q13 If there is anything further you would like to add please state below.

Answered: 16 Skipped: 36

Q14 If you would like to be contacted by the Tennis Club Committee regarding any of your comments please leave your details, Otherwise leave blank.

Answered: 2 Skipped: 50

Answer Choices	Responses	
Name	100.00%	2
Company	0.00%	0
Address	50.00%	1
Address 2	0.00%	0
City/Town	50.00%	1
State/Province	0.00%	0
ZIP/Postal Code	50.00%	1
Country	0.00%	0
Email Address	100.00%	2
Phone Number	100.00%	2